



TITLE GUARANTY HAWAII

HAWAII

RESIDENTIAL SALES REPORT JUNE 2024

ISLAND SALES

Single Family Condominium

AVERAGE LIST PRICE



\$869.2 K \$1.0 M

AVERAGE SOLD PRICE



\$849.3 K \$1.0 M

MAX SOLD PRICE



\$9.0 M \$5.1 M

% OF LIST PRICE RECEIVED



97.70% 100.25%

AVERAGE PRICE PER SQFT



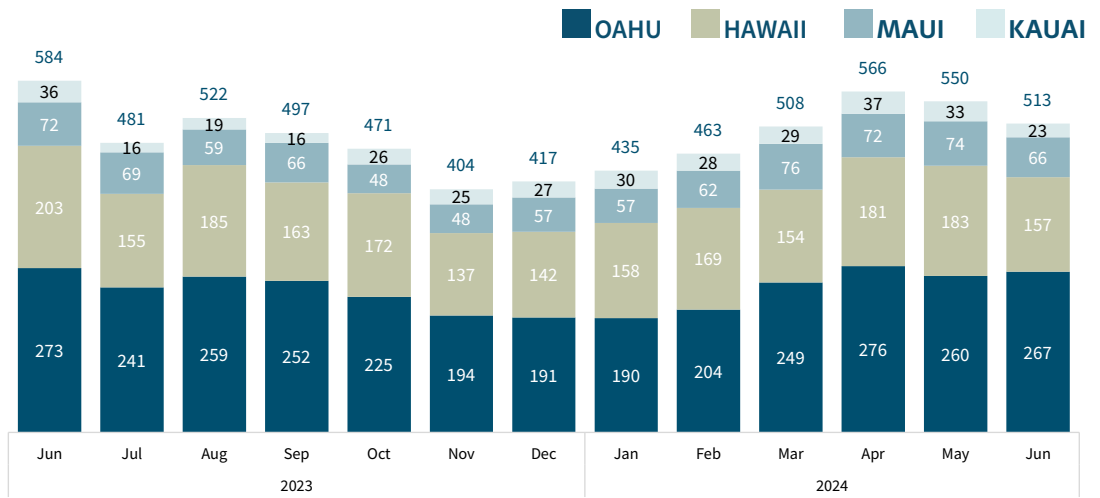
\$483.72 \$778.84

AVERAGE DOM



63 50

SINGLE FAMILY HOMES



# OF SALES

157

14.2% vs. last month, 22.7% vs. last year

MEDIAN SALES PRICE

\$642,000

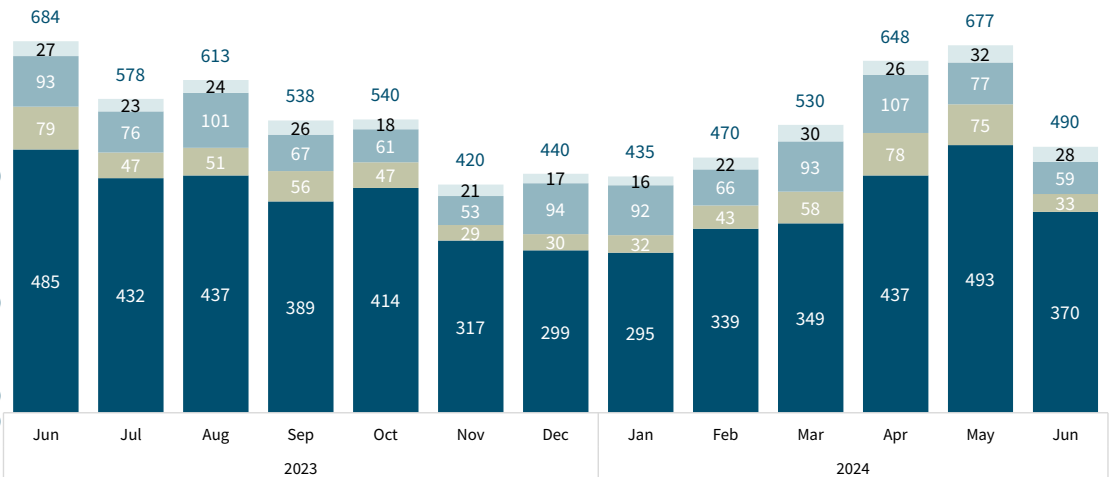
17.2% vs. last month, 24.7% vs. last year

TOTAL \$ OF SALES

\$133,332,803

31.7% vs. last month, 23.3% vs. last year

CONDOMINIUM



# OF SALES

33

56.0% vs. last month, 58.2% vs. last year

MEDIAN SALES PRICE

\$552,000

18.8% vs. last month, 7.2% vs. last year

TOTAL \$ OF SALES

\$34,169,233

69.8% vs. last month, 44.9% vs. last year

# REGIONAL SALES HAWAII

## SALES COMPARISON

■ Single Family ■ Condominium ■ Vacant Land

### YTD TREND\*\*

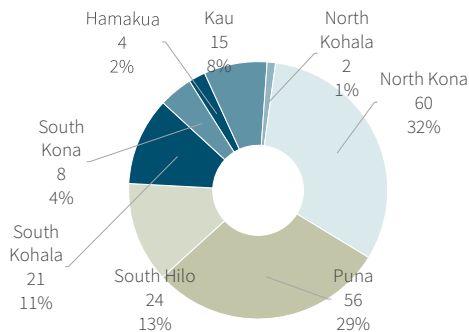
### MONTH



\*\*Year-over-year and current YTD shown

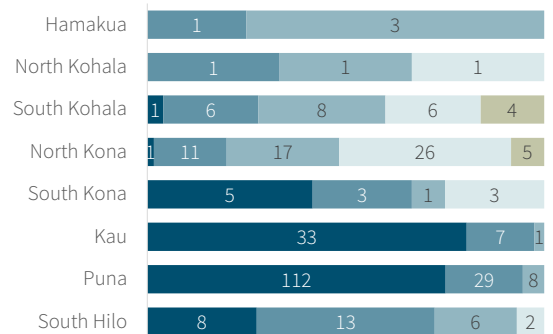
\*vs. same month last year

## SALES BY REGION



\*excluding vacant land sales

## SALES BY PRICE RANGE



■ < \$300K ■ \$300K - \$649K ■ \$650K - \$999K ■ \$1M - \$2.9M ■ \$3M+

# NEIGHBORHOOD SALES HAWAII

## NEIGHBORHOOD COMPARISON

▲/▼ Increase/Decrease vs. Last Year    ●/— No Change or No Value vs. Last Year

		SINGLE FAMILY HOMES			CONDOMINIUM			VACANT LAND		
		#	\$ AMT	MEDIAN	#	\$ AMT	MEDIAN	#	\$ AMT	MEDIAN
NORTH	Hamakua	4 ▼	\$2.9 M ▼	\$782.5 K ▲	--	--	--	--	--	--
	North Kohala	2 ▼	\$2.6 M ▼	\$1.3 M ▲	--	--	--	1 ▼	\$325.0 K ▼	\$325.0 K ▼
WEST	South Kohala	12 ▼	\$24.8 M ▲	\$987.0 K ▼	9 ▼	\$9.5 M ▼	\$575.0 K ▼	4 ▼	\$16.0 M ▲	\$3.9 M ▲
	North Kona	42 ▲	\$58.4 M ▼	\$1.1 M ▼	18 ▼	\$22.6 M ▼	\$592.0 K ▲	--	--	--
	South Kona	7 ▲	\$5.8 M ▲	\$750.0 K ▼	1-	\$641.9 K -	\$641.9 K -	4 ▼	\$577.0 K ▼	\$147.5 K ▼
SOUTH	Kau	15 ▼	\$4.6 M ▼	\$300.0 K ▼	--	--	--	26 ▼	\$1.2 M ▲	\$26.0 K ▲
	Puna	56 ▼	\$22.5 M ▼	\$398.5 K ▼	--	--	--	93 ▼	\$5.0 M ▼	\$40.0 K ▲
EAST	North Hilo	--	--	--	--	--	--	--	--	--
	South Hilo	19 ▼	\$11.7 M ▼	\$595.0 K ▲	5 ▼	\$1.5 M ▼	\$310.0 K ▲	5 ▼	\$975.0 K ▼	\$265.0 K ▼

## MONTHLY SALES HEAT MAP



TOP NEIGHBORHOOD	#
HAWAIIAN PARADISE PARK	28
HOVE	25
AINALOA	23
HAWAIIAN ACRES	13
WAIKOLOA VILLAGE	11
FERN ACRES	9
NANAWALE ESTATES SUBDIVISION	7
HAWAIIAN SHORES RECREATIONAL ESTATES	7
ORCHID LAND ESTATES	6
ROYAL HAWAIIAN ESTATES	6

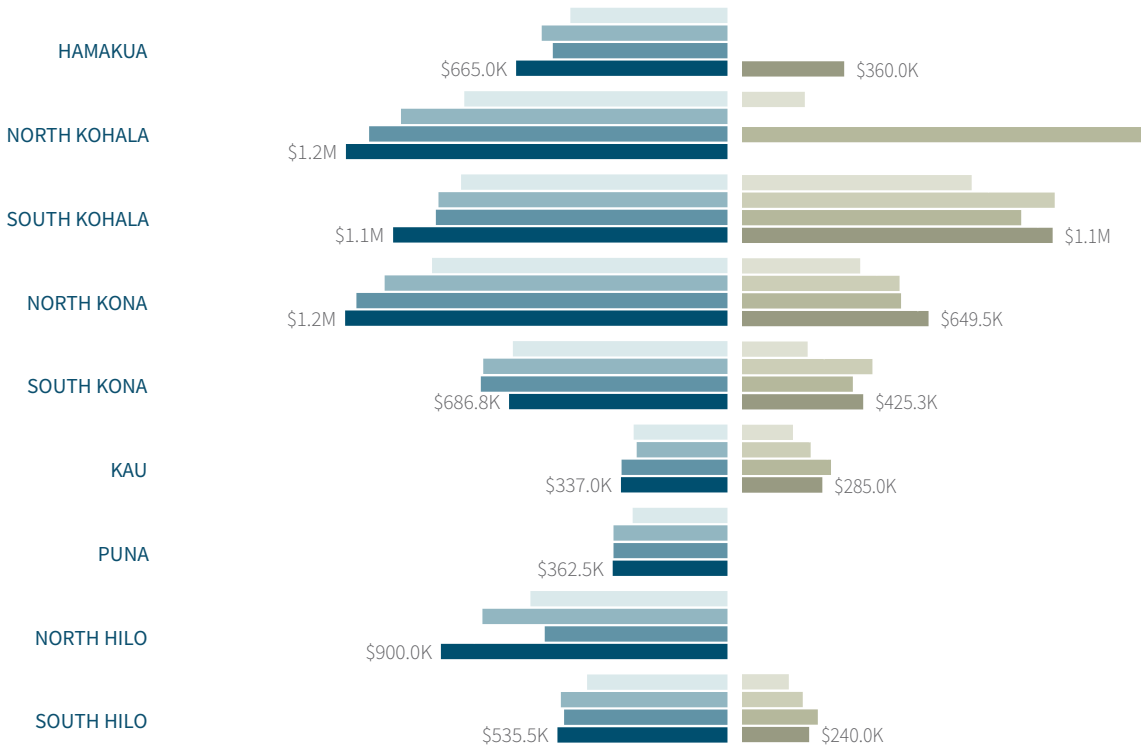
TOP CONDO	#
KONA ALII	2
KONA SHORES	2
KONA COFFEE VILLAS	2
BAYSHORE TOWERS	2
WAIKOLOA VILLAGE CONDOMINIUMS	2
KANALOA AT KONA	2
HILO LAGOON CENTRE	2
270 ULULANI	1
COUNTRY CLUB VILLAS	1
CASA DE EMDEKO	1

# YEAR TO DATE HAWAII

## SINGLE FAMILY MEDIAN

## CONDOMINIUM MEDIAN

2021 2022 2023 2024



## YEAR TO DATE STATISTICS



### SINGLE FAMILY HOMES

# OF SALES

**1002**

↑ 1.6% VS. LAST YEAR

MEDIAN SALES PRICE

**\$535,000**

↑ 7.0% VS. LAST YEAR

TOTAL \$ OF SALES

**\$1,053,336,122**

↑ 31.7% VS. LAST YEAR



### CONDOMINIUM

# OF SALES

**319**

↓ 6.7% VS. LAST YEAR

MEDIAN SALES PRICE

**\$680,000**

↑ 16.7% VS. LAST YEAR

TOTAL \$ OF SALES

**\$405,717,622**

↑ 26.7% VS. LAST YEAR



### VACANT LAND

# OF SALES

**971**

↓ 4.0% VS. LAST YEAR

MEDIAN SALES PRICE

**\$44,888**

↑ 12.2% VS. LAST YEAR

TOTAL \$ OF SALES

**\$170,849,293**

↓ 9.2% VS. LAST YEAR



**BRIANNA SERIKAKU**

Account Manager

North & West Hawaii

(808) 987-4055

bserikaku@tghawaii.com

**TG**

TITLE GUARANTY  
HAWAII

www.tghawaii.com