



TITLE GUARANTY HAWAII

HAWAII

RESIDENTIAL SALES REPORT DECEMBER 2019

ISLAND SALES

Single Family Condominium

AVERAGE LIST PRICE



\$712.3 K \$514.3 K

AVERAGE SOLD PRICE



\$666.0 K \$504.5 K

MAX SOLD PRICE



\$16.5 M \$3.5 M

% OF LIST PRICE RECEIVED



93.50% 98.09%

AVERAGE PRICE PER SQFT



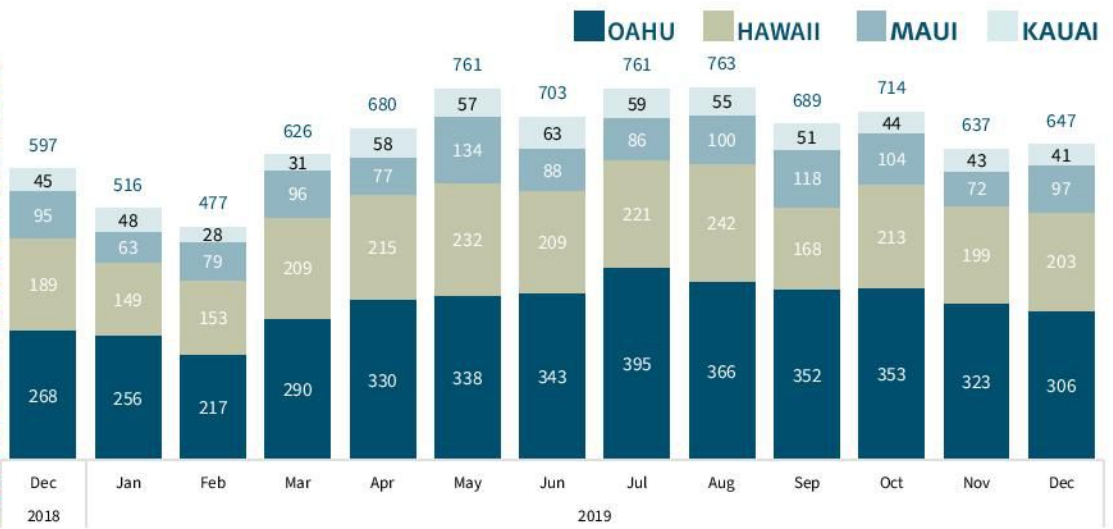
\$310.54 \$404.65

AVERAGE DOM



96 89

SINGLE FAMILY HOMES



OF SALES

203

2.0% vs. last month, 7.4% vs. last year

MEDIAN SALES PRICE

\$357,000

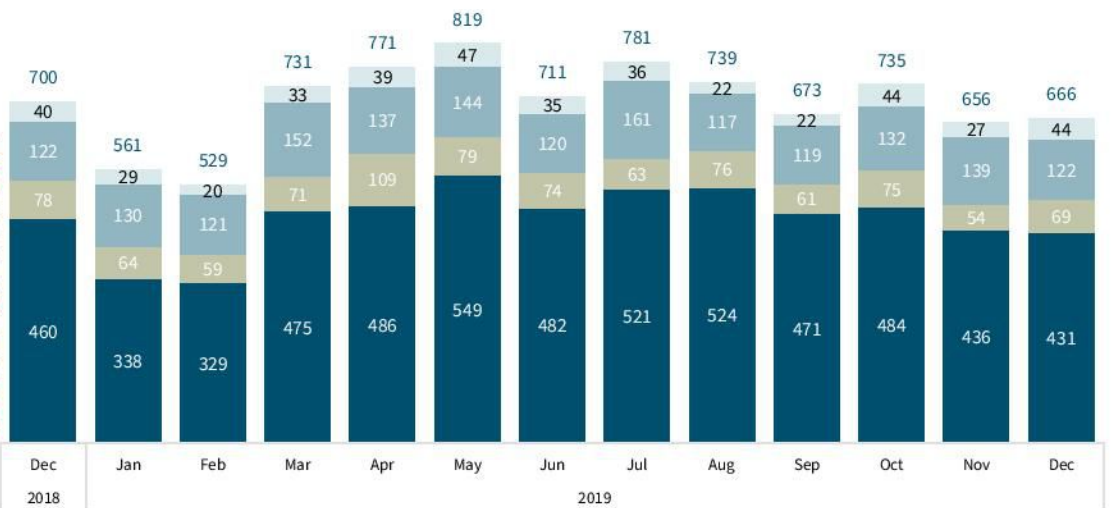
10.5% vs. last month, 10.5% vs. last year

TOTAL \$ OF SALES

\$135,201,004

5.6% vs. last month, 42.3% vs. last year

CONDOMINIUM



OF SALES

69

27.8% vs. last month, 11.5% vs. last year

MEDIAN SALES PRICE

\$350,000

6.1% vs. last month, 8.9% vs. last year

TOTAL \$ OF SALES

\$34,812,100

32.2% vs. last month, 33.6% vs. last year

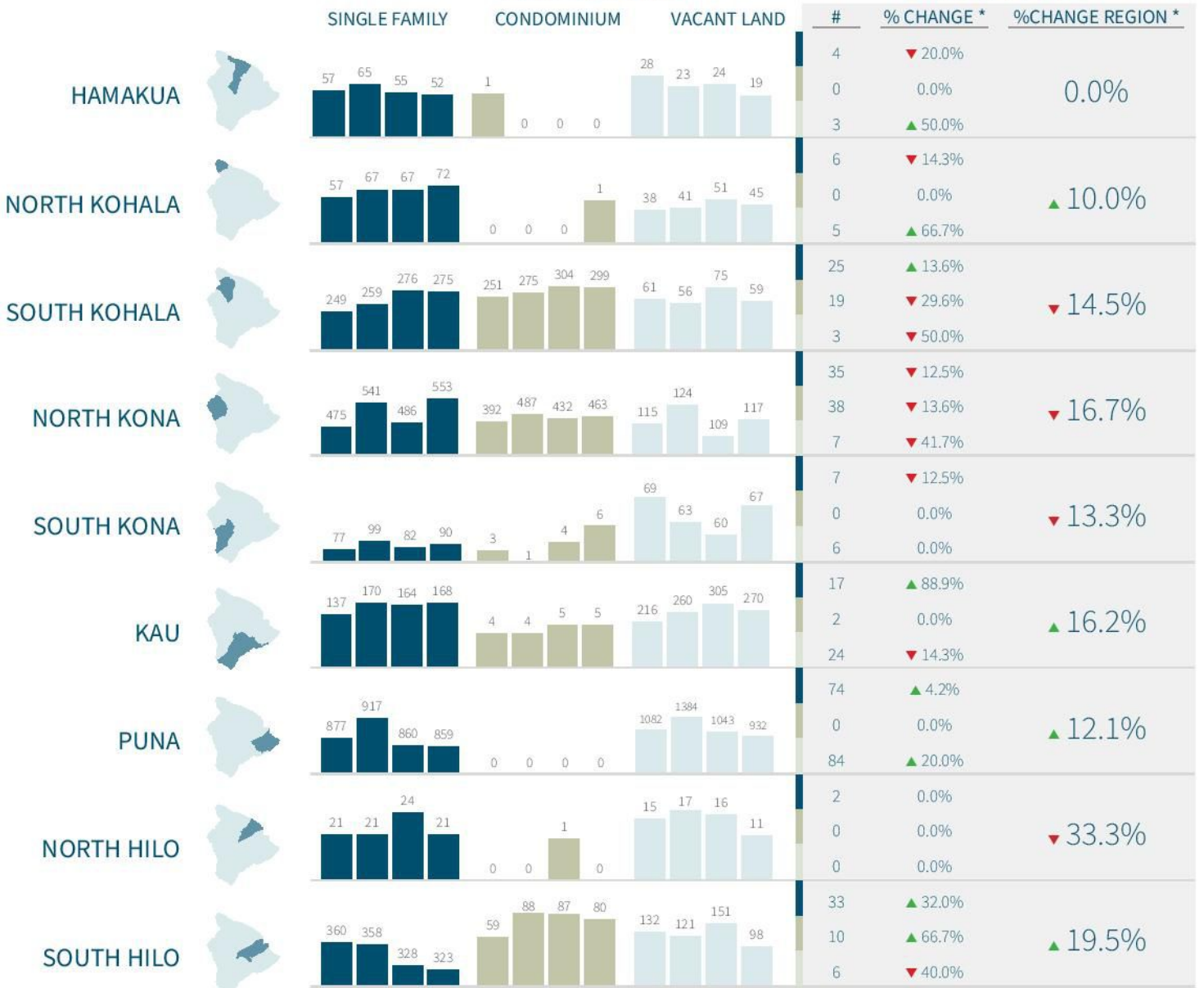
REGIONAL SALES HAWAII

SALES COMPARISON

■ Single Family ■ Condominium ■ Vacant Land

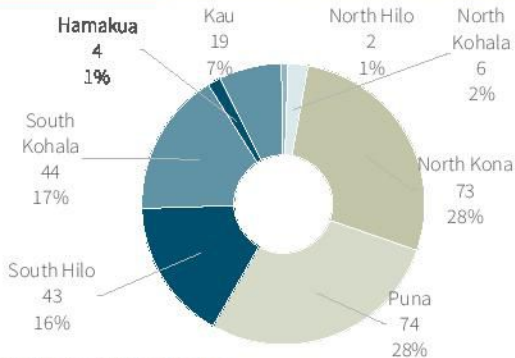
YTD TREND

MONTH



*vs. same month last year

SALES BY REGION



*excluding vacant land sales

SALES BY PRICE RANGE



■ < \$300K ■ \$301K - \$650K ■ \$651K - \$1M ■ \$1.1M - \$3M ■ \$3.1M+

NEIGHBORHOOD SALES HAWAII

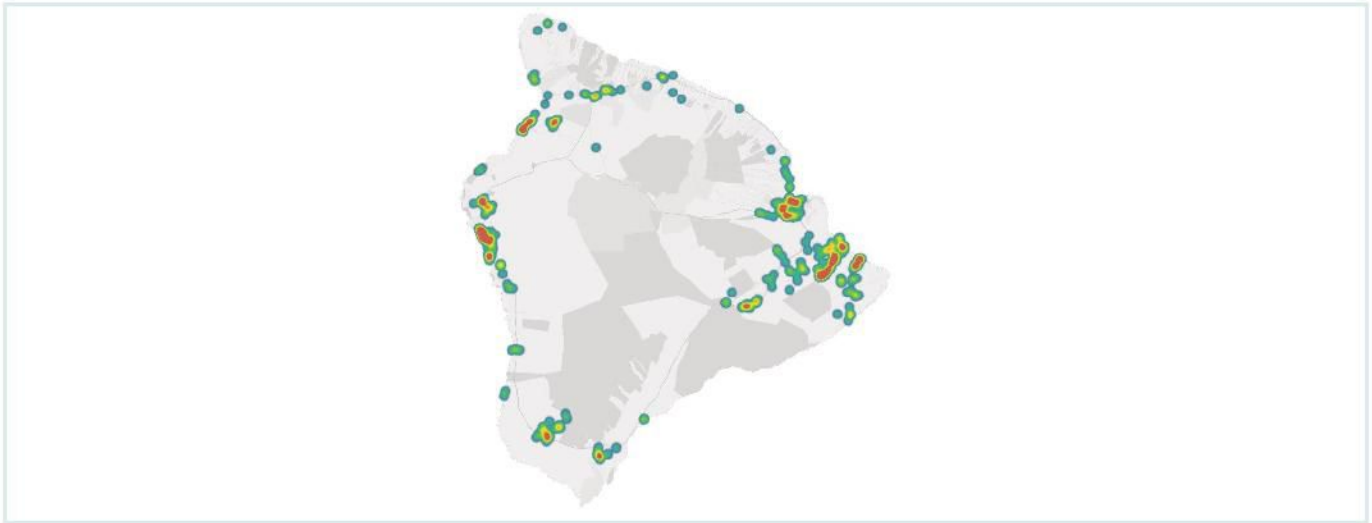
NEIGHBORHOOD COMPARISON

▲ Increase/Decrease vs. Last Year

● No Change or No Value vs. Last Year

		SINGLE FAMILY HOMES			CONDOMINIUM			VACANT LAND		
		#	\$ AMT	MEDIAN	#	\$ AMT	MEDIAN	#	\$ AMT	MEDIAN
NORTH	Hamakua	4 ▼	\$2.6 M ▲	\$641.0 K ▲	--	--	--	3 ▲	\$608.0 K ▲	\$220.0 K ▲
	North Kohala	6 ▼	\$4.7 M ▼	\$662.5 K ▼	--	--	--	5 ▲	\$1.2 M ▲	\$210.0 K ▼
WEST	South Kohala	25 ▲	\$41.9 M ▲	\$649.0 K ▲	19 ▼	\$14.1 M ▼	\$599.0 K ▼	3 ▼	\$1.1 M ▼	\$197.9 K ▼
	North Kona	35 ▼	\$47.1 M ▲	\$780.0 K ▲	38 ▼	\$19.2 M ▼	\$332.5 K ▲	7 ▼	\$4.4 M ▼	\$320.0 K ▼
	South Kona	7 ▼	\$4.4 M ▲	\$589.0 K ▲	--	--	--	6 -	\$1.4 M ▲	\$139.5 K ▲
SOUTH	Kau	17 ▲	\$3.4 M ▲	\$170.0 K ▲	2 -	\$375.0 K -	\$187.5 K -	24 ▼	\$517.9 K ▼	\$10.1 K ▼
	Puna	74 ▲	\$16.8 M ▲	\$218.8 K ▼	--	--	--	84 ▲	\$2.9 M ▲	\$22.3 K ▼
EAST	North Hilo	2 -	\$575.0 K ▼	\$287.5 K ▼	--	--	--	--	--	--
	South Hilo	33 ▲	\$13.7 M ▲	\$339.7 K ▼	10 ▲	\$1.2 M ▲	\$93.8 K ▲	6 ▼	\$1.4 M ▼	\$230.0 K ▲

MONTHLY SALES HEAT MAP



TOP NEIGHBORHOOD

	#
HAWAIIAN PARADISE PARK	34
HOVE	25
AINALOA	24
MAUNA LANI RESORT	10
HAWAIIAN ACRES	10
ROYAL HAWAIIAN ESTATES	7
ORCHID LAND ESTATES	7
FERN FOREST VACATION ESTATES	7
WAIKOLOA BEACH RESORT	7
HAWAIIAN SHORES RECREATIONAL ESTATES	7

TOP CONDO

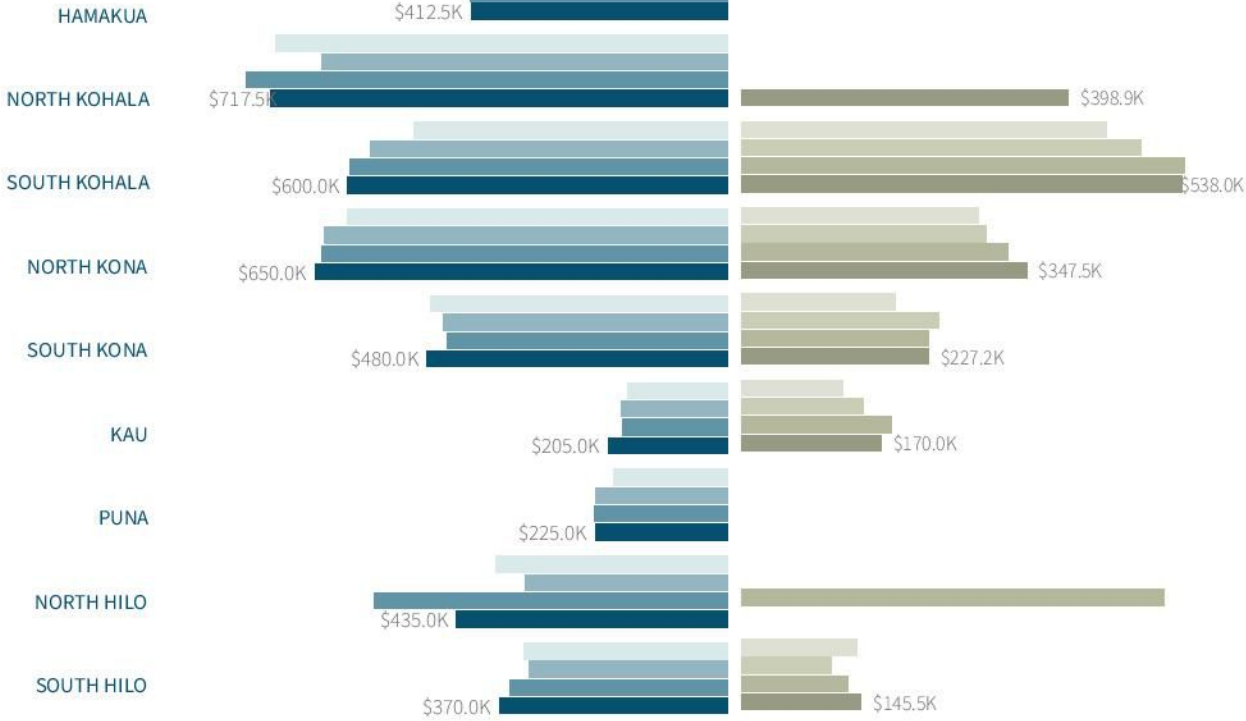
	#
ALII LANI	5
KA MILO AT MAUNA LANI	4
ALII COVE	4
WAIKOLOA COLONY VILLAS	3
HOVE	3
WAIAKEA VILLAS	3
HONALO PLAZA	2
COLONY I	2
33 HUALALAI	2
HAWAIIAN PARADISE PARK	2

YEAR TO DATE HAWAII

SINGLE FAMILY MEDIAN

CONDOMINIUM MEDIAN

2016 2017 2018 2019



YEAR TO DATE STATISTICS

SINGLE FAMILY HOMES

OF SALES

2413

↑ **3.0%** VS. LAST YEAR

MEDIAN SALES PRICE

\$379,000

↑ **5.7%** VS. LAST YEAR

TOTAL \$ OF SALES

\$1,365,449,732

↑ **7.8%** VS. LAST YEAR

CONDOMINIUM

OF SALES

854

↑ **2.5%** VS. LAST YEAR

MEDIAN SALES PRICE

\$362,750

↑ **3.6%** VS. LAST YEAR

TOTAL \$ OF SALES

\$457,219,682

↓ **5.7%** VS. LAST YEAR

VACANT LAND

OF SALES

1618

↓ **11.8%** VS. LAST YEAR

MEDIAN SALES PRICE

\$31,000

0.0% VS. LAST YEAR

TOTAL \$ OF SALES

\$250,831,643

↑ **2.1%** VS. LAST YEAR



KAPINA LANSDALE | RS-81160

✉ KapinaLansdale@gmail.com

☎ 808.896.7600

