



TITLE GUARANTY HAWAII

HAWAII

RESIDENTIAL SALES REPORT NOVEMBER 2019

ISLAND SALES

Single Family Condominium

AVERAGE LIST PRICE



\$723.5 K \$521.3 K

AVERAGE SOLD PRICE



\$650.8 K \$504.3 K

MAX SOLD PRICE



\$25.0 M \$3.1 M

% OF LIST PRICE RECEIVED



89.95% 96.75%

AVERAGE PRICE PER SQFT



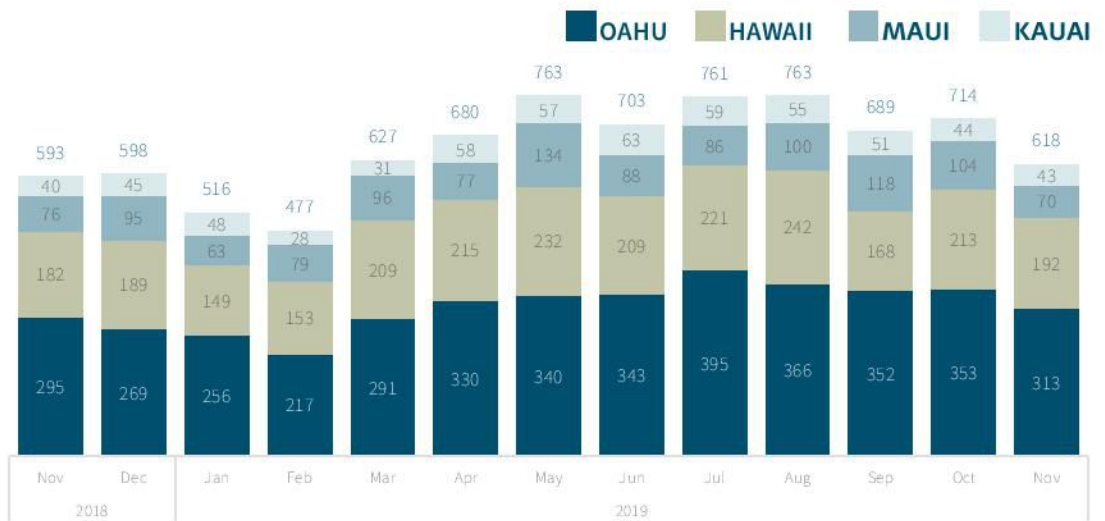
\$308.08 \$396.09

AVERAGE DOM



72 75

SINGLE FAMILY HOMES



OF SALES

192

9.9% VS. LAST MONTH
5.5% VS. LAST YEAR

MEDIAN SALES PRICE

\$399,950

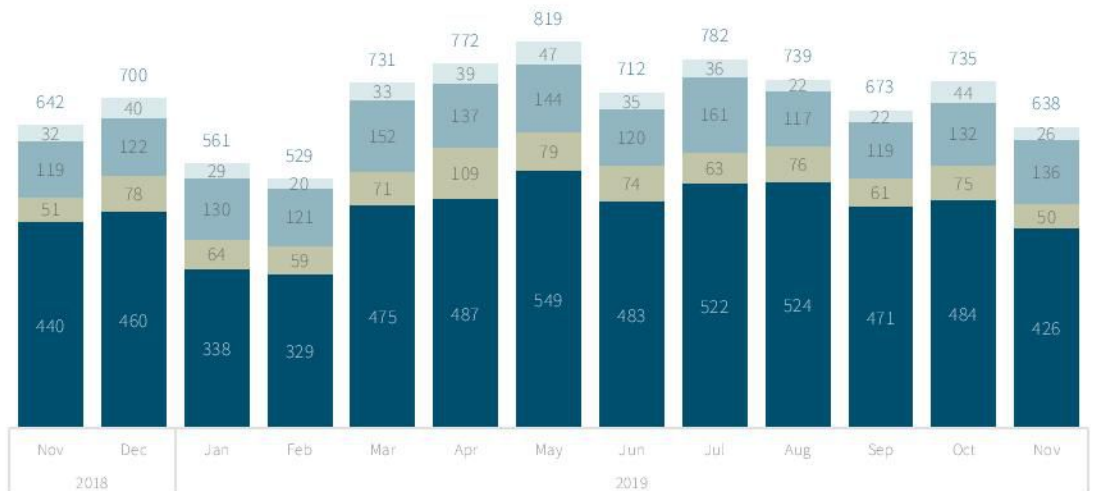
14.3% VS. LAST MONTH
9.6% VS. LAST YEAR

TOTAL \$ OF SALES

\$124,953,846

16.1% VS. LAST MONTH
28.5% VS. LAST YEAR

CONDOMINIUM



OF SALES

50

33.3% VS. LAST MONTH
2.0% VS. LAST YEAR

MEDIAN SALES PRICE

\$372,750

1.3% VS. LAST MONTH
15.0% VS. LAST YEAR

TOTAL \$ OF SALES

\$25,217,449

36.2% VS. LAST MONTH
22.4% VS. LAST YEAR

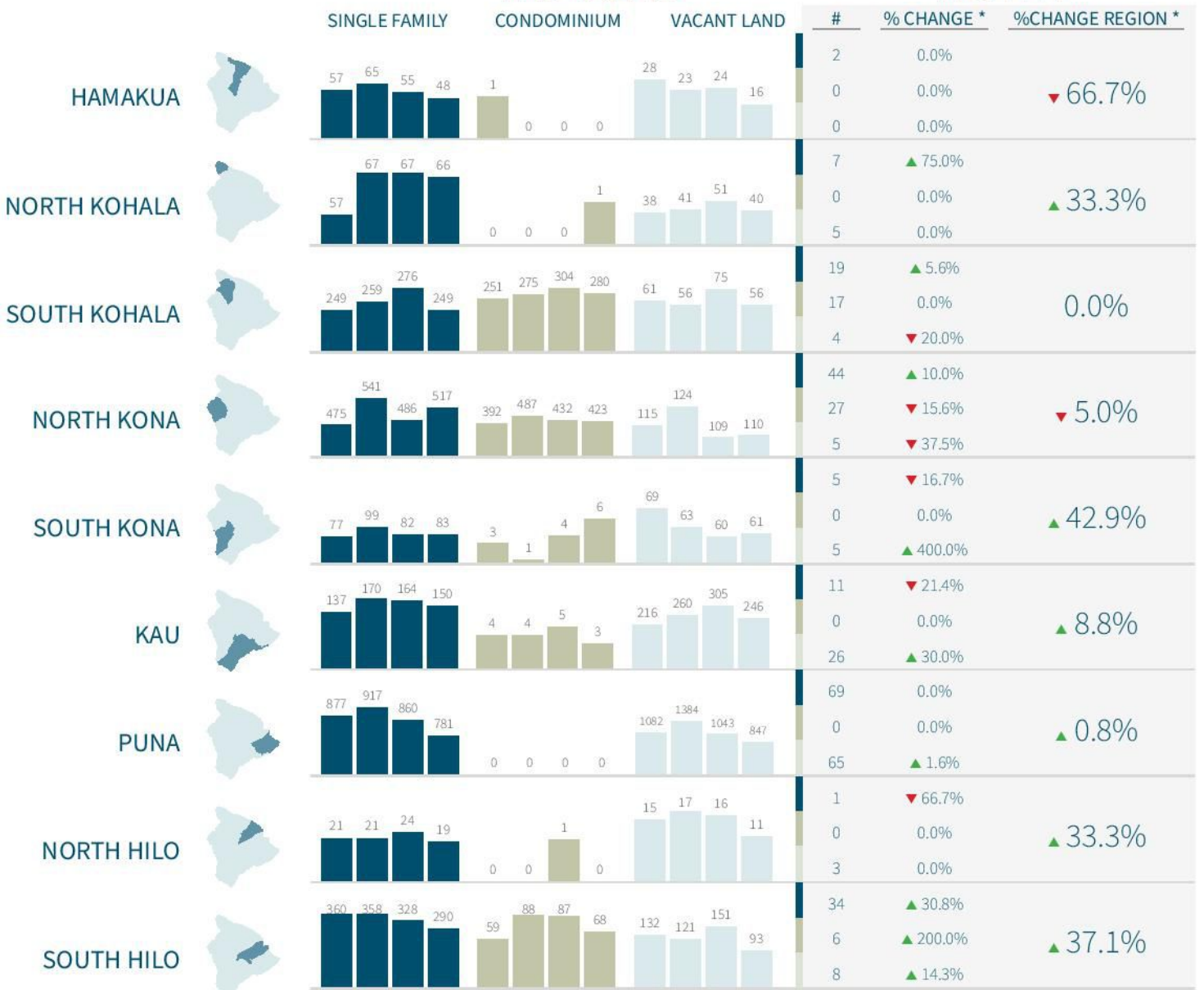
REGIONAL SALES HAWAII

SALES COMPARISON

■ Single Family ■ Condominium ■ Vacant Land

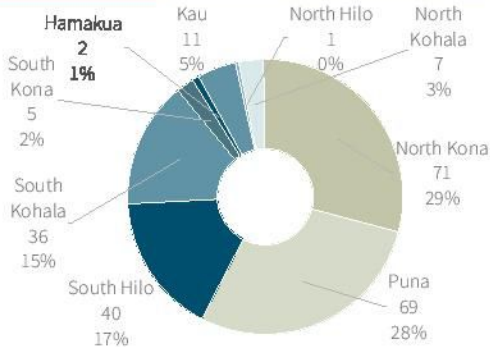
YTD TREND

MONTH



*vs. same month last year

SALES BY REGION



*excluding vacant land sales

SALES BY PRICE RANGE



NEIGHBORHOOD SALES HAWAII

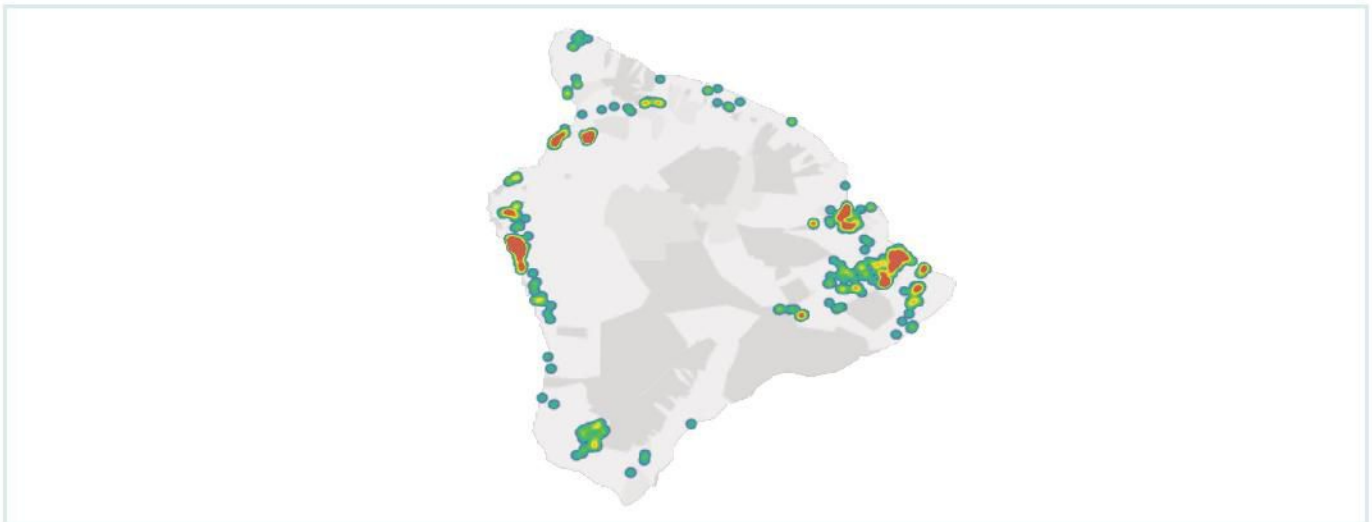
NEIGHBORHOOD COMPARISON

▲ Increase/Decrease vs. Last Year

● No Change or No Value vs. Last Year

		SINGLE FAMILY HOMES			CONDOMINIUM			VACANT LAND		
		#	\$ AMT	MEDIAN	#	\$ AMT	MEDIAN	#	\$ AMT	MEDIAN
NORTH	Hamakua	2	\$1.4 M	\$722.5 K	--	--	--	--	--	--
	North Kohala	7	\$3.1 M	\$390.0 K	--	--	--	5	\$2.5 M	\$447.0 K
WEST	South Kohala	19	\$17.3 M	\$625.0 K	17	\$13.2 M	\$535.0 K	4	\$2.7 M	\$632.4 K
	North Kona	44	\$64.4 M	\$627.5 K	27	\$10.7 M	\$375.5 K	5	\$17.4 M	\$800.0 K
	South Kona	5	\$3.0 M	\$695.0 K	--	--	--	5	\$2.1 M	\$180.0 K
SOUTH	Kau	11	\$2.3 M	\$218.0 K	--	--	--	26	\$496.5 K	\$9.0 K
	Puna	69	\$19.6 M	\$264.0 K	--	--	--	65	\$2.5 M	\$25.0 K
EAST	North Hilo	1	\$440.0 K	\$440.0 K	--	--	--	3	\$888.0 K	\$246.0 K
	South Hilo	34	\$13.4 M	\$372.5 K	6	\$1.2 M	\$188.5 K	8	\$1.8 M	\$215.0 K

MONTHLY SALES HEAT MAP



TOP NEIGHBORHOOD

	#
HAWAIIAN PARADISE PARK	38
HOVE	25
AINALOA	16
WAIKOLOA VILLAGE	10
NANAWALE ESTATES SUBDIVISION	6
KONA PALISADES	6
ORCHID LAND ESTATES	6
FERN FOREST VACATION ESTATES	6
HAWAIIAN ACRES	6
HAWAIIAN SHORES RECREATIONAL ESTATES	6

TOP CONDO

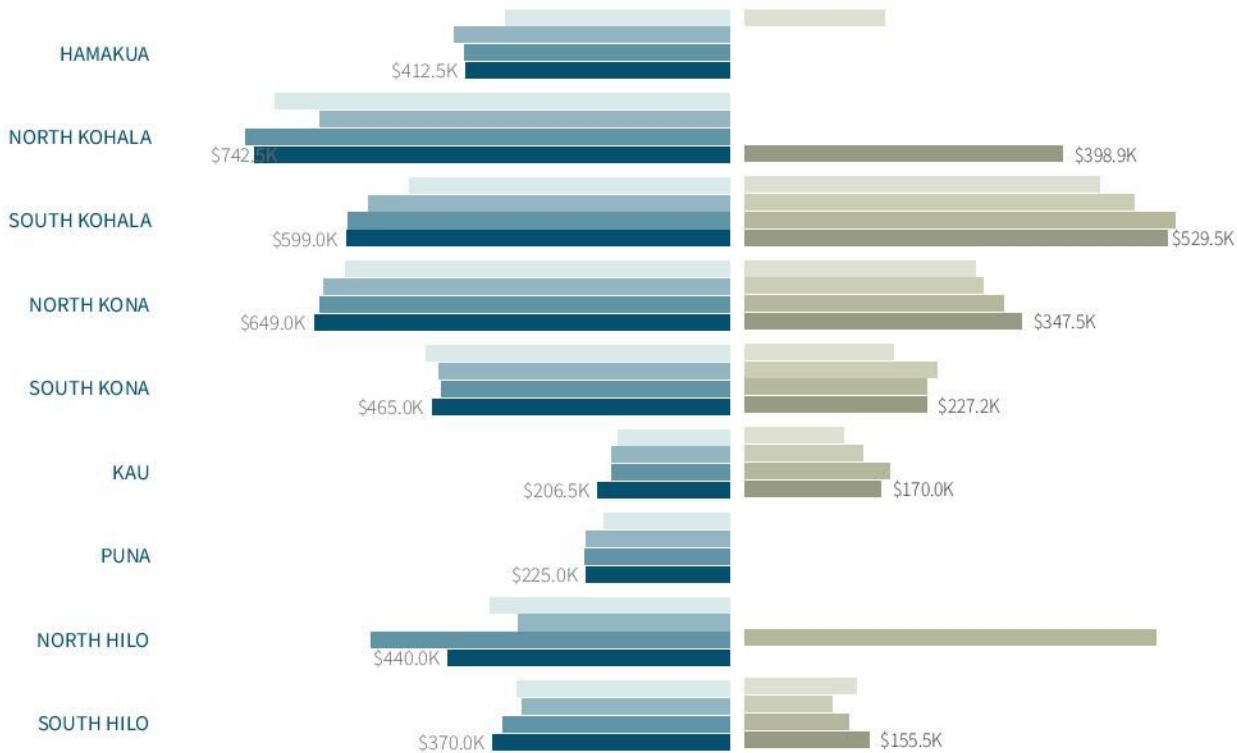
	#
HOVE	3
ALII LANI	3
PINES AT KAILUA-KONA II	2
KAULANA AT KONA	2
KONA COFFEE VILLAS	2
ALII PARK PLACE	2
WAIKOLOA COLONY VILLAS	2
FAIRWAY TERRACE	2
HALL RD. SUBDIVISION	2
ALII COVE	1

YEAR TO DATE HAWAII

SINGLE FAMILY MEDIAN

CONDOMINIUM MEDIAN

2016 2017 2018 2019



YEAR TO DATE STATISTICS

SINGLE FAMILY HOMES

OF SALES

2203

↑ 2.3% VS. LAST YEAR

MEDIAN SALES PRICE

\$380,000

↑ 7.0% VS. LAST YEAR

TOTAL \$ OF SALES

\$1,227,231,728

↑ 4.8% VS. LAST YEAR

CONDOMINIUM

OF SALES

781

↑ 3.4% VS. LAST YEAR

MEDIAN SALES PRICE

\$365,000

↑ 4.3% VS. LAST YEAR

TOTAL \$ OF SALES

\$421,300,365

↓ 2.5% VS. LAST YEAR

VACANT LAND

OF SALES

1480

↓ 12.7% VS. LAST YEAR

MEDIAN SALES PRICE

\$32,000

↑ 6.7% VS. LAST YEAR

TOTAL \$ OF SALES

\$237,612,921

↑ 4.0% VS. LAST YEAR



KAPINA LANSDALE | RS-81160

✉ KapinaLansdale@gmail.com

☎ 808.896.7600

